




It's complex until it's not.

Introducing ANSUL® RED Technology



Intelligent, reliable protection for complex cooking environments

New ANSUL® Restaurant Electric Detection (RED) Technology redefines fire protection with expandable, reconfigurable solutions that integrate with and enhance existing ANSUL® R-102 or PIRANHA Fire Suppression Systems. It easily integrates with existing ANSUL® Restaurant Fire Suppression Systems with no changes to tanks, piping or nozzles.

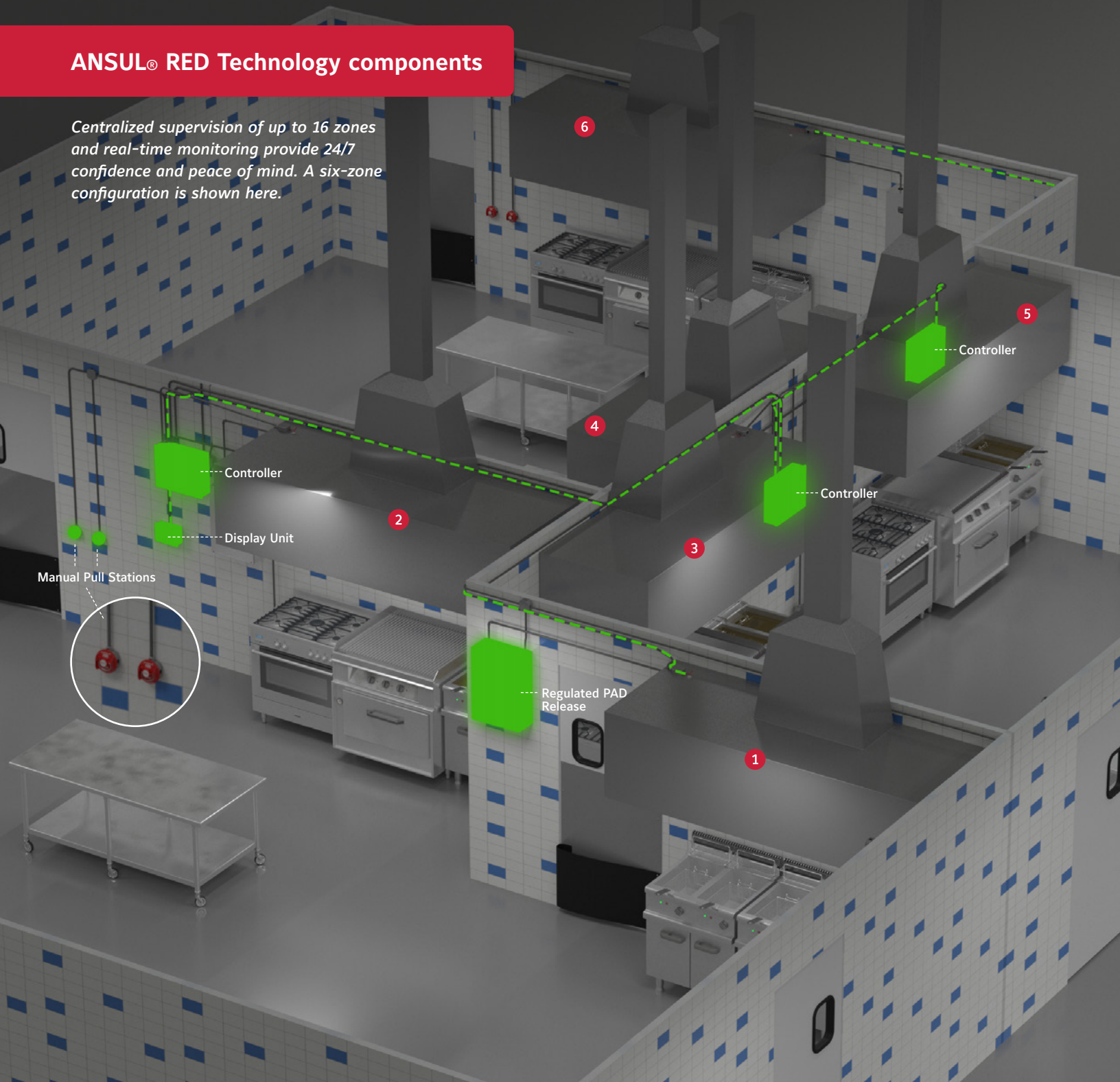
RED Technology combined with ANSUL® R-102 and PIRANHA systems holds a complete UL and ULC Listing and meets NFPA 96 and 17A requirements. The result is scalable, compliant protection for commercial kitchens – from detection to suppression.

The power behind **your mission**



ANSUL® RED Technology components

Centralized supervision of up to 16 zones and real-time monitoring provide 24/7 confidence and peace of mind. A six-zone configuration is shown here.



Supervises multiple hazards

Up to eight controllers monitor two hazards each for up to 16 individual zones. ANSUL® RED Technology targets and discharges an ANSUL® Suppression System only when – and where – it is needed. All zones connect to one convenient display module to provide busy customers with simplified, centralized management.

RED Technology provides:

- Around-the-clock, real-time monitoring for up to 16 different hazard zones
- Complete UL and ULC Listing with both ANSUL® R-102 and PIRANHA systems
- Expandable technology for added hazard areas and reconfigurable for changing cooking environments and added PCUs



Maintains system integrity

RED Technology notifies owners and operators when service and maintenance are due. Password protection maintains system integrity by ensuring servicing and maintenance are only performed by Authorized ANSUL® RED Distributors. The event log tracks history with real-time date stamps, records any changes or maintenance performed and can be viewed on the display or downloaded to a USB storage device.



Key ANSUL® RED Technology components

1. Linear Detection Wire

With multiple temperature ratings in a single hazard area, the linear detection wire accommodates a variety of cooking equipment. It helps minimize the potential for grease buildup and simplifies maintenance.

Available temperature ratings

- 155°F / 68°C
- 280°F / 137°C
- 356°F / 180°C
- 500°F / 260°C

2. Controller

The RED controller features inputs and outputs used to protect up to two hazard areas and activates the release outputs. It also monitors all the circuits and can connect two additional, optional relay modules.

3. Regulated PAD Release (RED Automan)

The regulated PAD release assembly contains the regulated release, expellant gas hose for agent tank hookup and enclosure knockouts to facilitate installing actuation piping, expellant piping, release wiring and additional equipment.

4. Display Module

The display module is the interface that confirms the system is ready, monitors up to 16 zones, configures the system and identifies trouble or alarm conditions. It's also where users can silence alarms, reset systems and engage the cleaning mode. The module is password protected and features two access levels: one for the owner and another for the Authorized ANSUL® RED Distributor.

RED Technology ensures system integrity through:

- Password protection for Authorized ANSUL® RED Distributor access
- Around-the-clock troubleshooting and service notifications
- 4,000+ event history log
- Hood-cleaning mode


ANSUL® RED Technology Configuration Tool

This intelligent tool ensures confidence during configuration, design and installation. It empowers Authorized ANSUL® RED Distributors to:

- Easily select and configure system components and allows them to program every input, output and relay circuit on each controller.
- Set and change service intervals, contact information and passwords as needed.
- Ensure proper system operation and understand how different hazard areas are configured together by using the simulation mode.
- Save the configuration to a USB storage device and upload it into the RED display.
- Print out wiring connections based on the configuration for the jobsite.

```

Number of controllers           : 2
Number of displays             : 1
Number of hoods                 : 2
Number of ducts                 : 1
Number of PCUs                 : 1
Delay before reporting AC trouble to FACP : 1 Hour
Time between services           : 6 Months
Report service countdown warning : 1 Week
Battery disconnect operation    : Local
  
```



Example Printout

Example Printout:
Controller 1



The ultimate fire suppression solution

The ANSUL® brand promises a full range of quality fire protection solutions – from automatic detection and suppression systems to a complete line of wheeled and hand portable fire extinguishers and more. Plus, our extensive network of Authorized ANSUL® Distributors provides factory-trained professionals to serve our customers virtually anywhere in the world.

A passion for protection

Dedicated customer support. Extensive product portfolio. Engineering excellence. Trusted, proven brands. Johnson Controls offers all of these attributes, plus a passion for protection. It's what drives us to create solutions to help safeguard what matters most – your valued people, property and business.

For additional information, please visit www.ansulRED.com/8 or follow us [@ansulfire](https://twitter.com/ansulfire) on Twitter.